

Installation of BATconnect SMS

bat bioacoustictechnology GmbH



BATconnect SMS is an application (app) for Android smartphones, which allows you to control your BATmode systems as well as the GSM switch sockets ISocket and DRH-301 v3/v4 via SMS remotely. The app can be downloaded and installed with your Android smartphone from our download area as APK file. Since Android smartphones by default only allow the installation of apps from the Google Play Store, you have to set a corresponding permission in your smartphone before manually installing an APK file. This permission should be revoked after installation.

In the following, we will explain the installation process. The appearance of the screenshots may vary with different devices and versions. However, the logic is always the same. Only slight differences in menu navigation or designations may appear in other versions of Android.

1. Download and open BATconnect SMS APK file

Use the download link or the QR code in the download area of our homepage (www.bioacoustictechnology.de/download) to download the BATconnect SMS APK file via a browser of your smartphone (e.g. Chrome or Firefox).

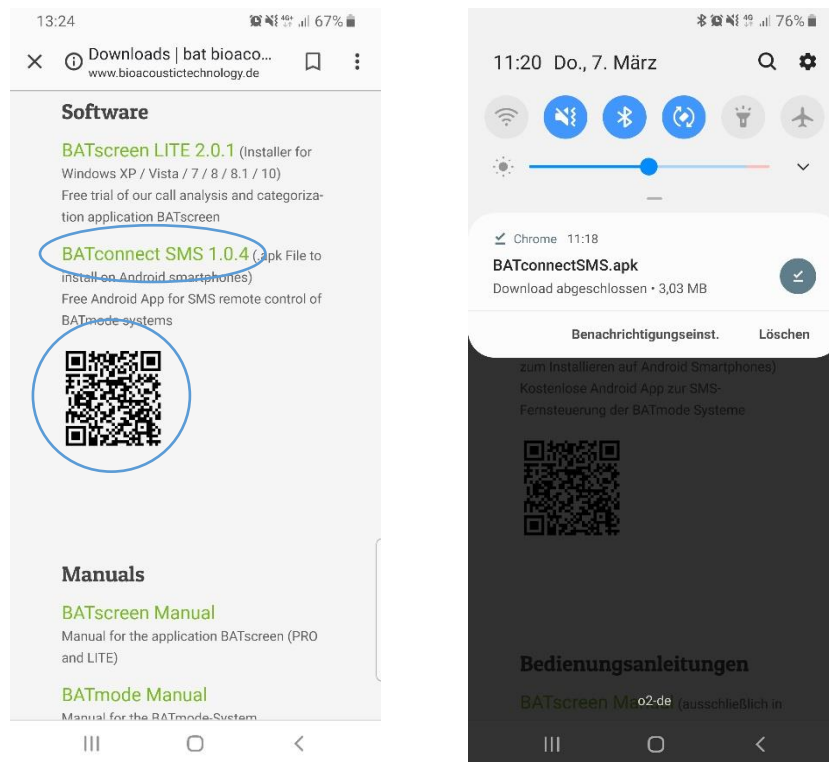


Figure 1: Download of the BATconnect SMS APK file

The small arrow in the upper left corner of the screen indicates that the file is being downloaded. If you swipe down the screen from top to bottom, you will see a system message telling you exactly which file is being downloaded and how long it will take. When Download Completed appears in this window, tap it to open the file.

2. Set permissions for manual app installation from an APK file

If the option *Install unknown apps* in the Apps settings is disabled, you will not be able to install apps from other sources than the Google Play Store. Therefore, you get an error message. Tap Settings to go directly to the device settings, where you can enable the option for the browser you are using. You may also get an indication that it can be dangerous to install apps from unknown sources. Confirm this message to continue.

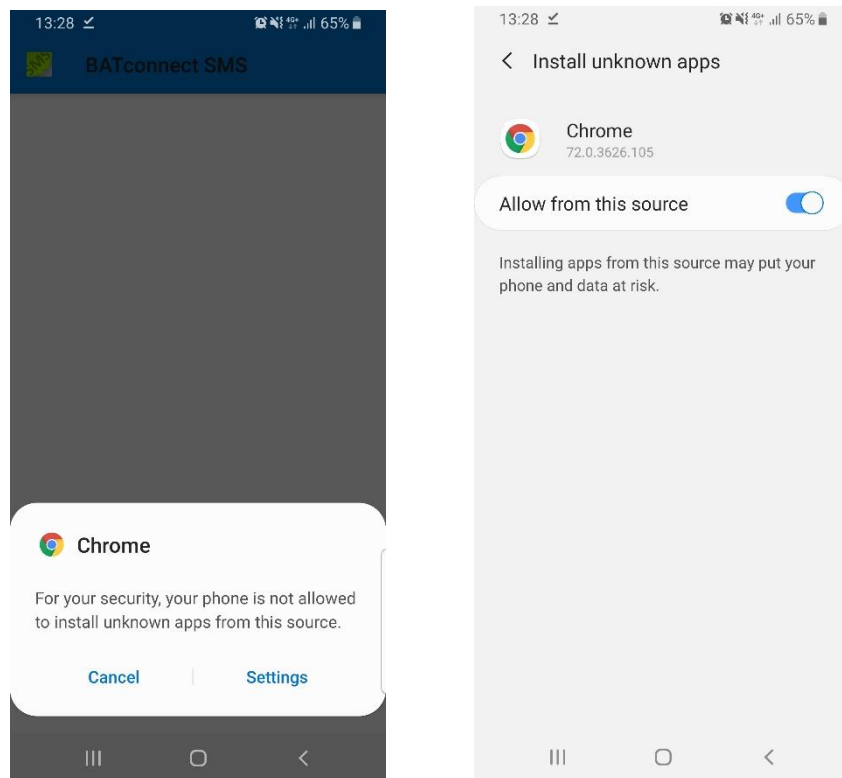


Figure 2: Allow installation of unknown apps

3. Install APK file

After the permission to install apps of unknown origin has been activated for the browser you are using, open the downloaded APK file, which you will find in the download folder. Confirm the next dialog to install or update the app by clicking on *Install*. The subsequent safety notice has to be accepted with *Install anyway*. Now BATconnect SMS will be installed and will appear in your list of installed apps. Did you install BATconnect SMS via the Google Play Store and want to update now, you must first uninstall the old version. Please note that in this case the devices already created in BATconnect SMS cannot be transferred.

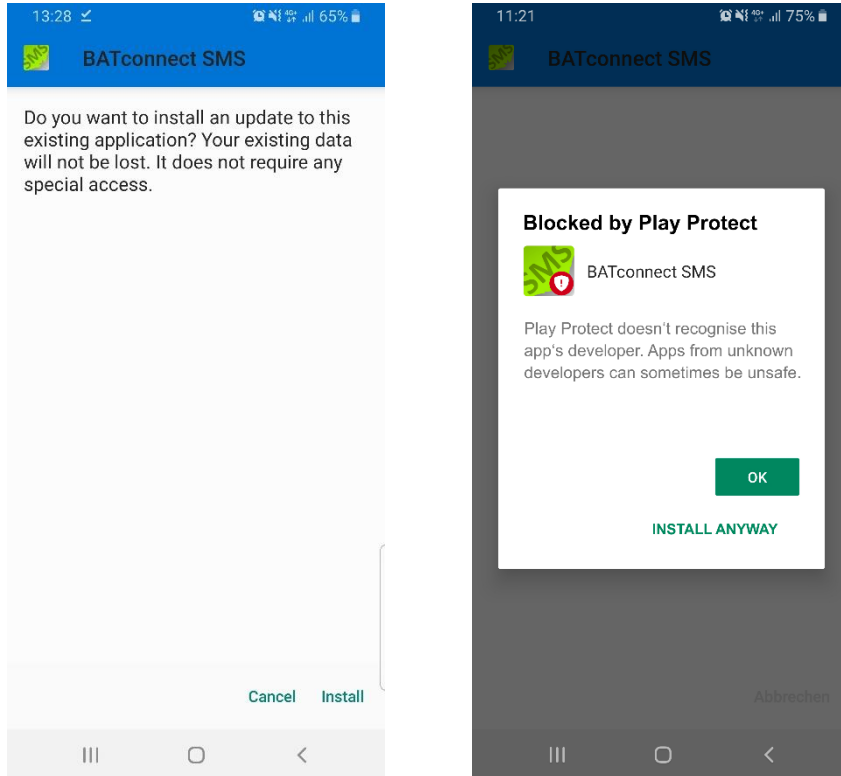


Figure 3: Installing BATconnect SMS